

KNIFE GATE VALVE CAST IRON BODY WITH ISO MOUNTING PLATE FOR CONNECTION

VG3400-004



APPLICATION

General use : Pulp production, water, water treatment, waste water, chemical industry (powdery or crystallizing products), wine-producing, pulverized products (cement work, pneumatic transport, stocking).

GENERAL CHARACTERISTICS

Range : from DN 50 to DN 600.
Function ON/OFF or regulation.
Wafer threaded mounting ISO PN10.
Unidirectional tightness, direction indication thanks to the arrow on the body.
Small retention zone: the gate is guided in the body and has little clearance.
Gland assembly: packing and O-ring (same materials as seat joint) to assure the elasticity and decrease the operating torque. Small head loss.
Possibility to regulate thick fluids with the adaptation of a diaphragm ring.
The range of knife gate valves is conceived to accept normally all the types of electric actuators thanks to its mounting flange of connecting according to the standard ISO 5210.

CONSTRUCTION

11	2	Lateral security protection	Stainless steel 304	
10	1	O-ring	Nitril	
9**	1	Support ring	Stainless steel 316	DIN: X5CrNiMo18 10 ASTM: A 182 AISI 316 BS: 970 316 S16
8**	1	Gasket	Nitril	
7	1	Packing gland	Ductile iron	
6	1	Embase moteur	Painted steel	
5*	2	Plaque support	Steel + Epoxy	
4	1	Vis de manœuvre	Stainless steel 13%Cr	
3	1	Knife	Inox X5CrNi 18-10	DIN: X5CrNi18 10 ASTM: A 182 AISI 304 BS: 1449-2 304 S15
2	2	Packing	PTFE	
1	1	Body	Cast iron EN-GJL-250	DIN: GG25 ASTM: A48 class 40B BS: 1452 Grade 250
Pos.	Qty.	Description	Material	

*Pre-shaped parts up to DN 300.
**Missing parts on metal / metal tightness.

DIMENSIONS

DN	L	H	hc	ho	Ø T	Torque (Nm)	Torque with safety factor (30%)	Turns number for opening	C	D	Ø K	n	Ø M	ISO Mounting flange	Ø A	Ø B	Ø E	Ø F	Ø G	Ø N	Weight (kg)
50	2"	40	305	36	99.5	10	13	13	124	83	125	4	4 x M16	F07/F10	70	102	125	9	11	70	6
65	2 1/2"	40	330	43	119.5	12	15.6	16	139	83	145	4	4 x M16	F07/F10	70	102	125	9	11	70	8
80	3"	50	355	40	152.5	21	27.3	20	154	83	160	8	4 x M16	F07/F10	70	102	125	9	11	70	9
100	4"	50	400	40	157.5	20	26	25	174	83	180	8	4 x M16	F07/F10	70	102	125	9	11	70	10
125	5"	50	438	38	177.5	29	37.7	31	189	93	210	8	4 x M16	F07/F10	70	102	125	9	11	70	15
150	6"	60	489	40	205.5	23	29.9	38	220	93	240	8	4 x M20	F10	102	-	125	12	-	70	19
200	8"	60	608	50	268	41	53.3	40	275	108	295	8	4 x M20	F10	102	-	125	12	-	70	33
250	10"	70	700	48	316	56	72.8	50	328	108	350	12	8 x M20	F10	102	-	125	12	-	70	47
300	12"	70	807	50	370.5	42	54.6	60	380	108	400	12	8 x M20	F10	102	-	125	12	-	70	58
350	14"	96	910	45	435	70	91	58	450	290	460	16	10 x M20	F10/F14	102	140	175	11	17	100	107
400	16"	100	1020	53	487.5	91	118.3	67	510	290	515	16	10 x M24	F10/F14	102	140	175	11	17	100	137
450	18"	106	1115	63	528	115	149.5	75	564	290	565	20	14 x M24	F10/F14	102	140	175	11	17	100	177
500	20"	110	1225	53	568	110	143	83	630	290	620	20	14 x M24	F10/F14	102	140	175	11	17	100	212
600	24"	110	1429	50	666	135	175.5	100	726	290	725	20	14 x M27	F10/F14	102	140	175	11	17	100	256

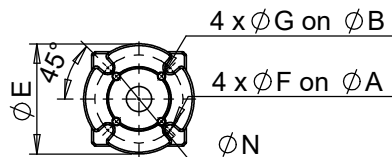
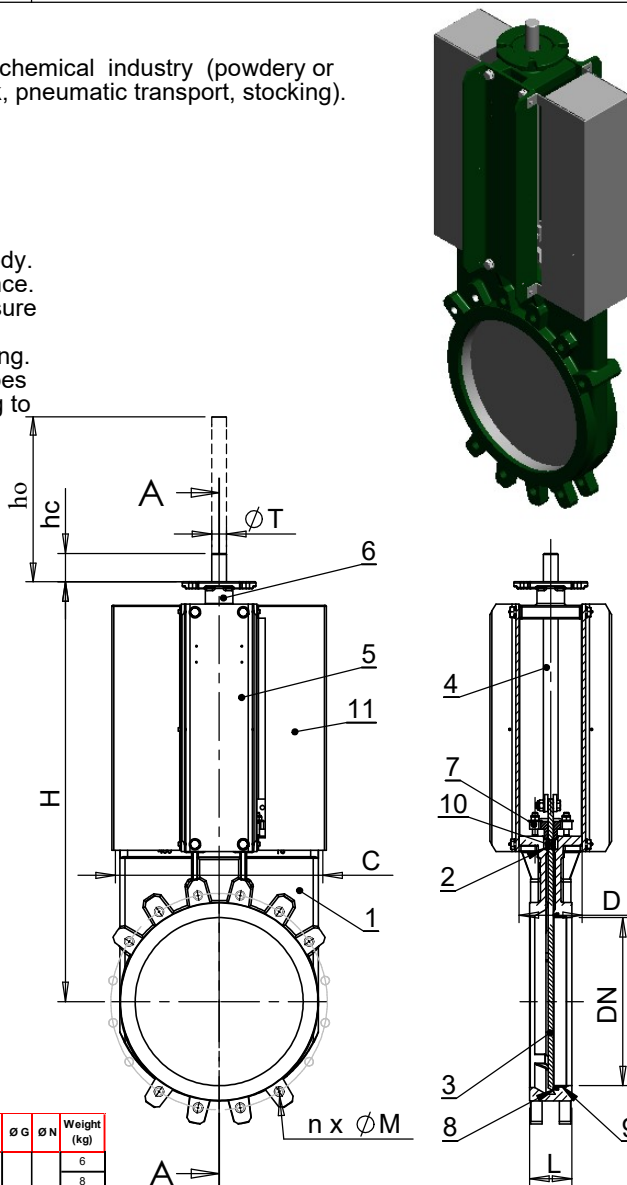
WORKING CONDITIONS

Maximum working pressure : DN 50-250 : 10 bar.
DN 300-450 : 7 bar.
DN 500-600 : 4 bar.


Maximum temperature : -10°C / +80°C
(Standard tightness).

Others materials on request (if marked)	Maximum temperature	
Metal / metal	T max : -10°C / +80°C.	<input type="checkbox"/>
White nitril	T max : -10°C / +80°C.	<input type="checkbox"/>
EPDM	T max : -10°C / +130°C.	<input type="checkbox"/>
Silicone	T max : -10°C / +170°C.	<input type="checkbox"/>
FPM (Type Viton®)	T max : -10°C / +170°C.	<input type="checkbox"/>
PTFE***	T max : +4°C / +170°C.	<input type="checkbox"/>
CSM (Type Hypalon®)	T max : +4°C / +80°C.	<input type="checkbox"/>

*** Minimum working pressure : 1 bar



Standard tightness



Tightness metal/metal

STANDARDS

Manufacture according to the requirements of the European directive 2014/68/UE "Equipments under pressure" : modulate H.
Test procedures are established according to standards EN12266-1, DIN 3230, BS 5154 and ISO 5208.
Connections between flanges according to standard EN 1092-2 et DIN 2501 : ISO PN10.

TECOFI France - 83, Rue Marcel Mérieux 69960 Corbas - FRANCE
Tél. +33 (0) 4 72 79 05 79 - Fax +33 (0) 4 78 90 19 19 / +33 (0) 4 72 79 05 70
Adresses e-mail : sales@tecofi.fr ; tecofi@tecofi.fr / Site web : www.tecofi.fr