

FLANGED TYPE «Y» STRAINER

TECHNICAL PASSPORT

FLANGED PN40 «Y» STRAINER

F 4260

APPLICATION

Protection of installations and equipment present on them against impurities and large solid particles.

Area of use: heating network, water network.



Fluids: water, steam and other compatible fluids.

GENERAL CHARACTERISTICS

Range: from DN40 to DN600.

- Ductile iron body and bonnet.
- Screen easily removable by loosening the screws on the bonnet.
- Purge plug on the bonnet allowing the evacuation of impurities without disassembly of the strainer.
- Direction of installation is indicated by an arrow on the body.
- Epoxy coated body RAL 5015, thickness 80-110 µ.



STANDARDS

Face to face	Face to face according to manufacture standard
Connection	Flanges according to EN 1092-2 PN40.
Tests	Hydraulic tests according to EN12266-1, DIN 3230 and ISO 5208. - Body : 60 (bar)

PRODUCT APPROVALS



Tecofi France

83 rue Marcel Mérieux - 69960 Corbas
Tél. +33 (0)4 72 79 05 79 - Fax. +33 (0)4 78 90 19 19
E-mail : sales@tecofi.fr - www.tecofi.fr

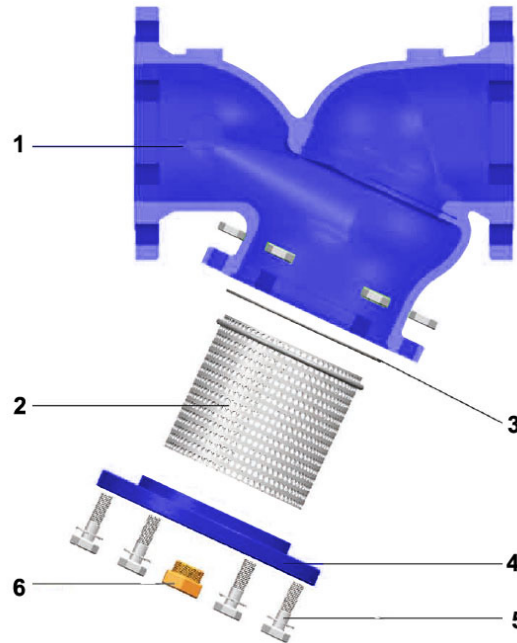


FLANGED TYPE «Y» STRAINER

TECHNICAL PASSPORT

F 4260

CONSTRUCTION



Pos.	Quantity	Description	Material	Equivalences		
				DIN	ASTM	BS
1	1	Body	Ductile iron EN-GJS-400	GGG40	A536 65-45-12	1563 EN-JS1030
2	1	Screen	Stainless steel 304	X5CrNi18 10	A 182 AISI 304	1449-2 304 S15
3	1	Joint	EPDM			
4	1	Bonnet	Ductile iron EN-GJS-400	GGG40	A536 65-45-12	1563 EN-JS1030
5	4	Screw	Galvanized steel 8:8			
6	1	Plug				

The photographs and technical art works are not contractual. The specifications of the presented products are open to modifications without previous advice

Tecofi France

83 rue Marcel Mérieux - 69960 Corbas
Tél. +33 (0)4 72 79 05 79 - Fax. +33 (0)4 78 90 19 19
E-mail : sales@tecofi.fr - www.tecofi.fr

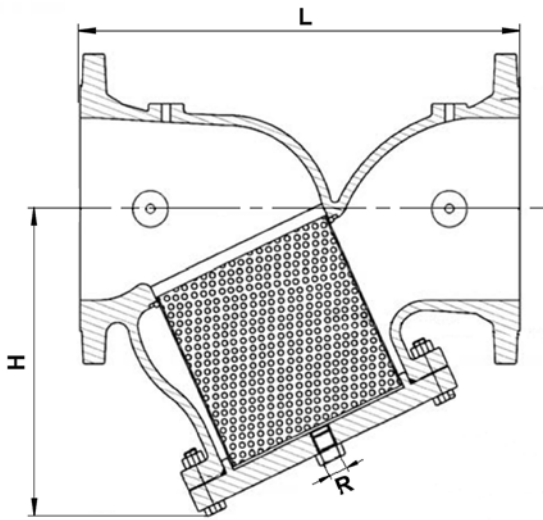


FLANGED TYPE «Y» STRAINER

TECHNICAL PASSPORT

F 4260

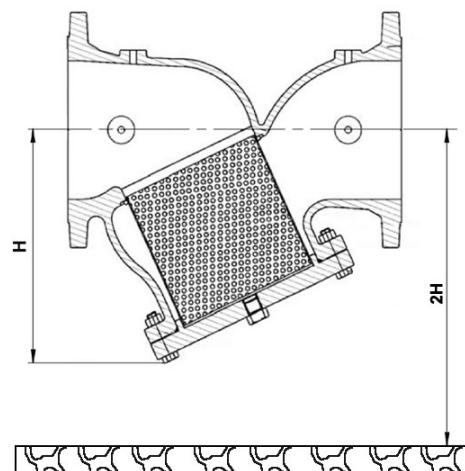
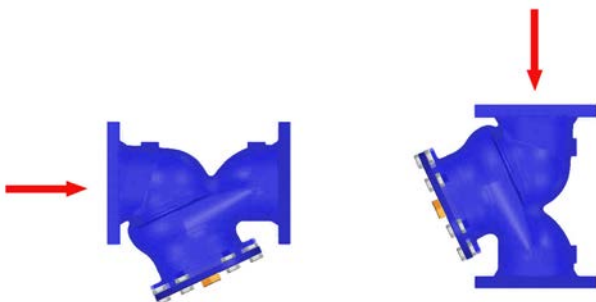
DIMENSIONS



DN		L	H	R		Mesh (mm)	Weight (kg)
mm	inch						
40	1"1/2	150	123	3/4"	20	1.5	9
50	2"	165	125	3/4"	20	1.5	10
65	2"1/2	185	125	3/4"	20	3	12
80	3"	200	170	1"1/4	32	3	20
100	4"	235	210	1"1/4	32	3	34
125	5"	270	210	1"1/4	32	5	36
150	6"	320	280	2"	50	5	58
200	8"	390	340	2"	50	5	95
250	10"	480	410	2"	50	5	153
300	22"	550	475	2"	50	5	266
350	14"	550	475	2"	50	5	288
400	16"	700	630	2"	50	5	590
450	18"	700	630	2"	50	5	735
500	20"	755	630	2"	50	5	800
600	24"	-	954	2"	50	5	-

MONTAGE

Mounting is done in a horizontal or vertical position with descending fluid. Sufficient space must be left for the removal of the screen from the body when needed. A distance at least equal to H between the strainer bottom and the nearest obstacle must be respected.



Tecofi France

83 rue Marcel Mérieux - 69960 Corbas
 Tél. +33 (0)4 72 79 05 79 - Fax. +33 (0)4 78 90 19 19
 E-mail : sales@tecofi.fr - www.tecofi.fr



FLANGED TYPE «Y» STRAINER

TECHNICAL PASSPORT

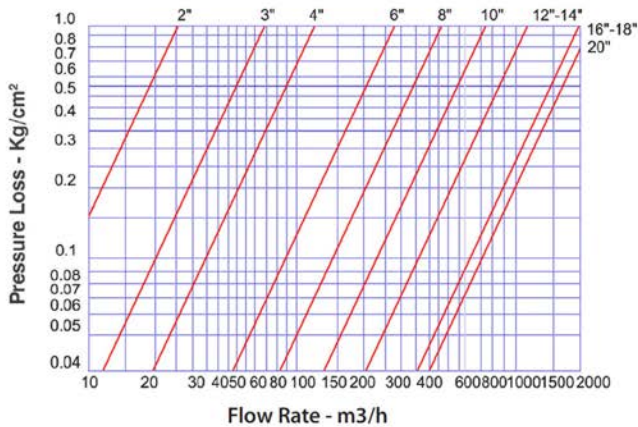
F 4260

WORKING CONDITIONS

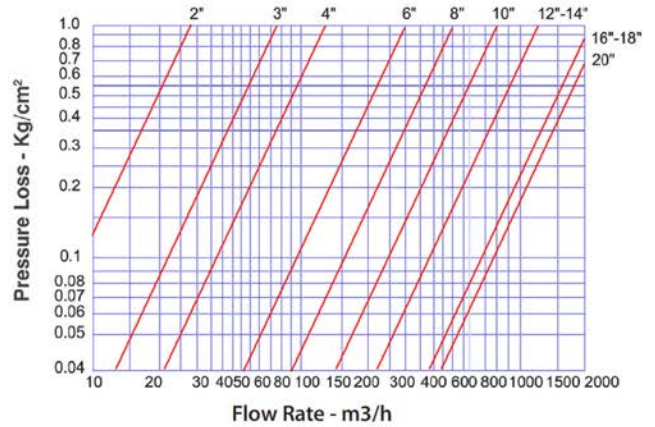
Maximum working pressure: 40 bar
Maximum working temperature: -10°C / +80°C

HEAD LOSS CHART

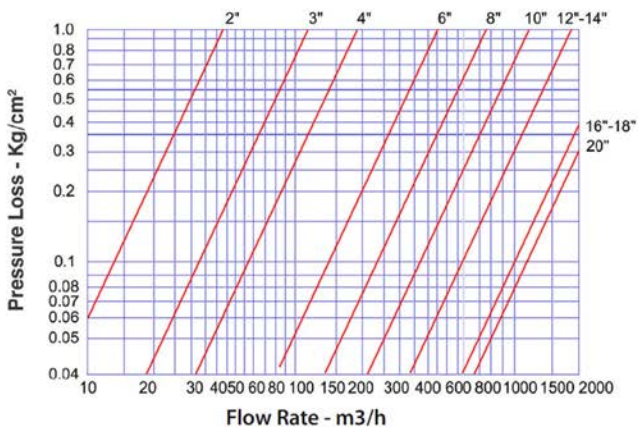
Y TYPE STRAINER FLOW CHART (for 1.5 mm hole dia.)



Y TYPE STRAINER FLOW CHART (for 3 mm hole dia.)



Y TYPE STRAINER FLOW CHART (for 5 mm hole dia.)



The photographs and technical art works are not contractual. The specifications of the presented products are open to modifications without previous advice

Tecofi France

83 rue Marcel Mérieux - 69960 Corbas
Tél. +33 (0)4 72 79 05 79 - Fax. +33 (0)4 78 90 19 19
E-mail : sales@tecofi.fr - www.tecofi.fr

